



SD500-AIM and SD500-MIM

Addressable Input Modules

The SD500-AIM and SD500-MIM are addressable input modules for use with the Honeywell Farenhyt Series fire alarm control panels (FACPs). The SD500-AIM addressable input module mounts to a 4"-square box. The SD500-MIM mini input module fits inside a single gang box. Both input modules are designed to be used with pull stations, water flow switches, and other applications requiring dry contact alarm initiation devices.

These modules are supervised, single input contact monitors. Using an EOL resistor, they monitor for alarm contact closures and for open circuit wiring fault conditions. If a fault occurs in the wiring, the module alerts the FACP. Each addressable input module is programmed with a unique signal line circuit (SLC) loop address.

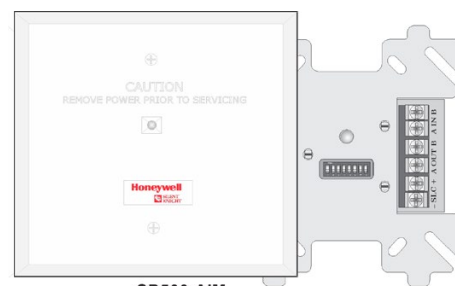
INSTALLATION

The SD500-AIM mounts in a 4" square or double gang junction box. The SD500-MIM mounts in a single gang junction box directly behind the monitored device. Its small size and light weight allow it to be installed without rigid mounting requirements...


COMPATIBILITY

The SD500-AIM and SD500-MIM are compatible with the following Honeywell Silent Knight FACPs:

- 6820: Addressable fire alarm control panel with up to 1,110 addressable points
- 6820EVS: Addressable fire alarm control panel with an emergency mass notification system, up to 1,110 addressable points
- 6808: Addressable fire alarm control panel with up to 198 addressable



SD500-AIM



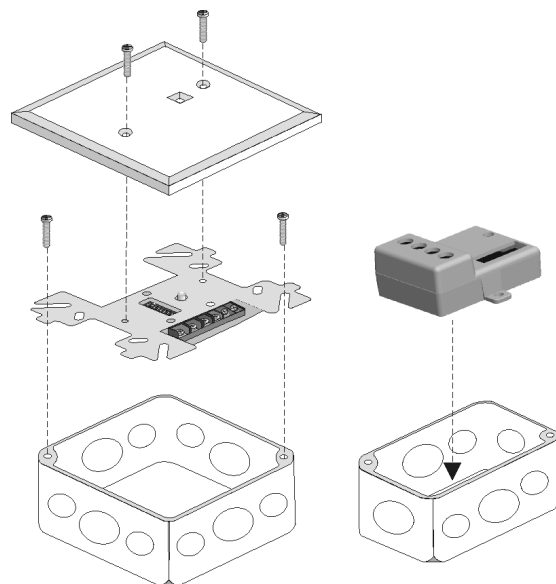
SD500-MIM

- 5820XL: Addressable fire alarm control panel
- 5820XL-EVS: Addressable fire alarm control panel with an emergency communication systems
- 5808: Addressable fire alarm control panel
- 5700: Addressable fire alarm control panel

FEATURES & BENEFITS

- Single contact monitor
- SD500-AIM supports Class A (Style D) or Class B (Style B) contact monitor wiring
- SD500-MIM supports Class B (Style B) contact monitor wiring
- Small and lightweight size allows for flexible mounting options with the SD500-MIM
- DIP switch programmable for fast installation
- Up to 2500 ft wiring distance from either input module to contact
- Use up to 14 gauge wire
- UL listed

SD500-AIM and SD500-MIM Technical Specifications



TYPICAL MOUNTING FOR SD500-AIM AND SD500-MIM

PHYSICAL

SD500-AIM: 4.9"W x 4.9"H x 1"D (12.4 x 12.4 x 2.5cm)

Shipping Weight: 3.6oz (120.1 g)

SD500-MIM: 1.5"W x 2.5"H x 0.7"D (3.8 x 6.4 x 1.8 cm)

Shipping Weight: 1.6oz (45.4 g)

ENVIRONMENTAL

Operating Temperature: 32°F to 120°F (0°C to 49°C)

Humidity: 0 to 93% relative humidity (non condensing)

ELECTRICAL

Standby Current: 0.55mA

Alarm Current: 23mA max for one device; 46 mA max for two devices; 0.55mA for each additional device

Line Resistance: 50Ω max

ORDERING INFORMATION

SD500-AIM: Addressable Input Module

SD500-MIM: Addressable Mini Input Module

AGENCY LISTINGS AND APPROVALS

- UL Listed
- NFPA 72
- CSFM: 7300-0559:132
- MEA 429-92-E, Vol 9
- FM approved for use with 5820XL

For a complete listing of all compliance approvals and certifications, please visit www.silentknight.com.

Microsoft, Windows, and the Windows Logo are registered trademarks or trademarks of Microsoft Corporation.

Silent Knight® and Honeywell® are registered trademarks of Honeywell International, Inc.

This document is not intended to be used for installation purposes. We try to keep our product information up-to-date and accurate. We cannot cover all specific applications or anticipate all requirements. All specifications are subject to change without notice.

For Technical Support, call 800-446-6444.

For more information

Learn more about Honeywell Silent Knight and other products by visiting www.silentknight.com

Honeywell Silent Knight

12 Clintonville Road
Northford, CT 06472
800-328-0103

350231 | H | 11/17
© 2017 Honeywell International Inc.

Honeywell